

48th Paris International Paris Tournament

April 3 – 5 2021 on OGS



How to use OGS during the tournament

All tournament games **must** be played on OGS inside the tournament group. Otherwise the tournament organisation will have serious difficulties to follow your games. There are some rules of how to set up the games that are shown below. Also for fair play controls these rules must be followed, otherwise referees might decide to forfeit your game(s).

If everything works well your game links and game results will be uploaded automatically to the tournament's website ([Parings and Results](#) tab).

(If your are playing for the first time on OGS please check out the server well before the tournament starts. The OGS interface is accessed via your internet browser. There is no need to install a client.)

- 1) First join the tournament group on OGS:

<https://online-go.com/group/8359>

and click on

[Join Group](#)

(Please do not *Create a tournament* inside this group.)

- 2) You will see a few announcements concerning the tournament and the list of games currently played in this group. Below you have the possibility to chat with organisers and other players. For chatting and joining referees you can also use Discord or the form on the website.

On the right side pane you have the list of OGS members of this group.

3) Setting up a game

Usually the person playing black should set up the game.

You need to know the OGS nickname of your opponent. If you find his name in the members list you can just left-click on his name to see the following:

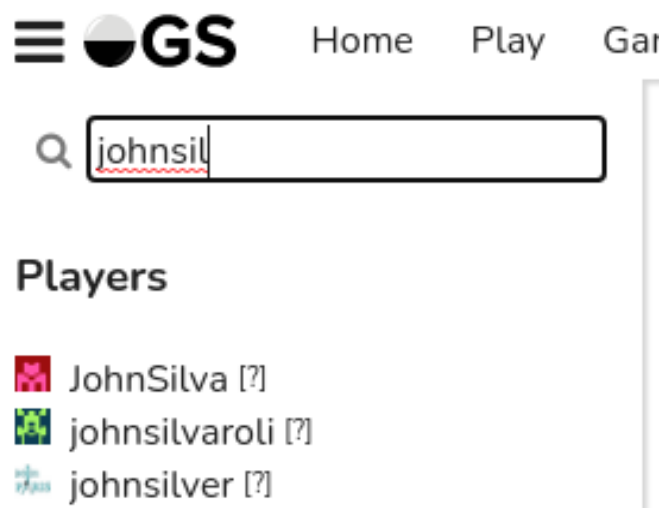


To challenge this opponent click on the blue **Challenge** button. You can also chat with this person by clicking on the green **Message** button.

If you have difficulties to find your opponent in the member list you can also search for him by clicking on the 3 bars on the upper left of the OGS window:



Type his name here:



Left-click on his name to challenge him. The following dialog box will open:

2021 PARIS johnsilver

Game Name TIP round 1

Private

Ranked

Board Size 19x19

Rules AGA

Game Speed Live

Time Control Fischer

Initial Time 1 hour

Time Increment 20 seconds

Max Time 1 hour

Handicap None

Komi Automatic

Your Color White

Disable Analysis *

* Also disables conditional moves

Close Send Challenge

Make sure that the above settings are correct and please double-check !

Game Name	TIP Round [number]	Ranked	No
Private	NO (!)	Board Size	19 x 19
Rules	AGA	Handicap	None *
Game Speed	Live	Komi	Automatic
Time Control	Fischer	Your Color	White or Black
Initial Time	1 hour	Disable Analysis	YES (!)
Time Increment	20 seconds		
Max Time	1 hour		

* Unless specified different in the pairing


Games must **not** be **Private** and **Disable Analysis** must be checked.

If everything is correct you click the **Send Challenge** button.

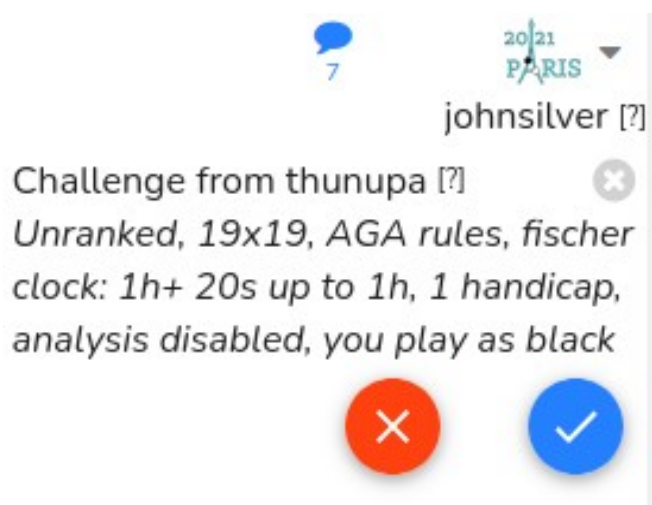
Your opponent will receive a notification. Once he accepts it the game starts.

4) Receiving a Challenge

If you have audio enabled you will hear a voice announcing that you received a challenge and you might receive a mail from OGS that a challenge was made. You will see it also on the top right of the OGS window that you received a message:



Clicking on the triangle will show your messages:



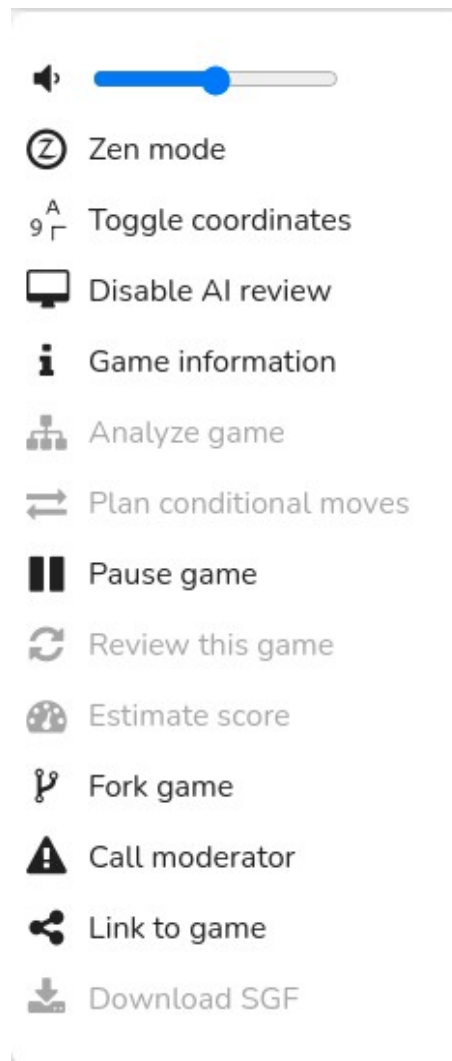
Please check also if the rules are correct. If everything is ok you can accept the challenge by clicking on the blue circle.

Your game starts immediately. Bonne partie!

5) You can access the menu of the game by hovering your mouse on the right pane:

Game Information: will display the game settings

Do not use **Call moderator** as it will call an OGS moderator who will not be able help you for the tournament. Please use Discord chat, the form on the website or OGS chat to call a referee. This might be the only moment when you can pause the game.



6) Result of your game

It is not necessary the you report your result to the organisation team. Everything is collected automatically. However you might want to check if everything was uploaded correctly on

<https://tournoi-de-paris.jeudego.org/#/results>

You can download the sgf-file once the game has ended.